











Label Design Guideline

Layout Overview + Minimum Sizes

The minimum sizes help to ensure readability. The larger the more customer-friendly. Labels downloaded through the Label Editor are larger than the minimum size.

Elements	Product Logo + Label Number + Institute	Product Logo + Label Number + Institute + Website	Product Logo + QR-Code	Product Logo + Label Number + Institute + QR-Code	Product Logo + Label Number + Institute + QR-Code + Website	Product Logo + Label Number + Institute	Product Logo + Label Number + Institute + Website	Product Logo + QR-Code	Product Logo + Label Number + Institute + QR-Code	Product Logo + Label Number + Institute + QR-Code + Website
										
Print Label	15 mm x 14.5 mm	15 mm x 17 mm	13 mm x 29.5 mm	15 mm x 28 mm	15 mm x 30 mm	26.5 mm x 13 mm	26.5 mm x 14.5 mm	22.5 mm x 14.5 mm	28.2 mm x 18 mm	28.2 mm x 20 mm
Woven Label	--	--	--	--	--	--	--	--	--	--